



motorola

MODEL:  
MBP36SBU

# QUICK START GUIDE

For a full explanation of all features and instructions, please refer to the User's Guide that came with your Baby Monitor.


## Box Contents



MBP36SBU



Power adapter



Quick Start Guide


Works as an accessory camera\* with Motorola models: MBP36S, MBP36S-2, MBP33S\*\*, MBP33S-2\*\*

\* Requires a parent unit to operate

\*\* Remote Pan, Tilt and Zoom not supported on this model

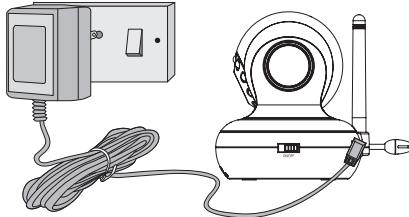
## ! WARNING:

Strangulation Hazard: Children have STRANGLED in cords. Keep this cord out of the reach of children (more than 1 metre away). Never use extension cords with AC Adapters. Only use the AC Adapters provided.



## 1. Getting started

### A. Connecting the accessory baby unit



1. Connect the small plug of the power adapter to the baby unit and the other end to suitable mains power socket.

#### NOTE

Only use the enclosed power adapter (5V DC / 1000mA).

2. Slide the ON/OFF switch to the ON position. The power LED will light up in green.

#### TIPS

Do not place your unit in the bathroom or other humid areas.

#### IMPORTANT

Use only the power adapter supplied with the product.

### B. Registration (Pairing)

To re-register your Baby Unit, or register a new Baby Unit, follow the procedure below:

1. Press the **Menu** button of the parent unit and the menu bar will pop up.
2. Press the **LEFT** button or **RIGHT** button until **Pair** is highlighted, and the **del/add/view/scan** menu will pop up.
3. Press the **UP** button or **DOWN** button to select **add**, and press the **OK** button to confirm.
4. **cam 1 / cam 2 / cam 3 / cam 4** will pop up, press the **UP** button or **DOWN** button to select the desired **CAM** and press the **OK** button to start searching for a camera unit. The green audio level LED will flash rapidly while searching.
5. Press the **OK** button to confirm.
6. Press and hold the **PAIR** button underneath the baby unit until the parent unit finds the camera, beeps and the video from the camera appears.

#### NOTE

If a particular Baby Unit was registered previously, registering this current Baby Unit again will overwrite the old registration.

## 2. Help

For more solutions, see the full Help section in the User's Guide of Motorola models listed on page 1.

### If the Baby Unit has lost its link with the Parent Unit

1. Try recharging or replacing the battery pack.
2. If the Baby Unit is too far away it may be going out of range, so move the Baby Unit closer to the Parent Unit.
3. Reset the units by disconnecting them from the battery and electrical power. Wait about 15 seconds before reconnecting. Allow up to one minute for the Baby Unit and the Parent Unit to synchronise.
4. See Registration (Pairing), if there is a need to re-register the units.

# 3. General Information

## If your product is not working properly...

1. Read this Quick Start Guide or the User's Guide of one of the models listed on page 1.
2. Visit our website: [www.motorola.com](http://www.motorola.com)
3. Contact Customer Service:  
UK 0844 557 0890  
ROI 08187 62092

## Consumer Products and Accessories Limited Warranty ("Warranty")

Thank you for purchasing this Motorola branded product manufactured under license by Binatone Electronics International LTD ("BINATONE").

### What Does this Warranty Cover?

Subject to the exclusions contained below, BINATONE warrants that this Motorola branded product ("Product") or certified accessory ("Accessory") sold for use with this product that it manufactured to be free from defects in materials and workmanship under normal consumer usage for the period outlined below. This Warranty is your exclusive warranty and is not transferable.

### Who is covered?

This Warranty extends only to the first consumer purchaser, and is not transferable.

### What will BINATONE do?

BINATONE or its authorized distributor at its option and within a commercially reasonable time, will at no charge repair or replace any Products or Accessories that does not conform to this Warranty. We may use functionally equivalent reconditioned/ refurbished/ pre-owned or new Products, Accessories or parts.

### What Other Limitations Are There?

ANY IMPLIED WARRANTIES, INCLUDING WITHOUT LIMITATION THE IMPLIED WARRANTIES OF MERCHANTABILITY AND FITNESS FOR A PARTICULAR PURPOSE, SHALL BE LIMITED TO THE DURATION OF THIS LIMITED WARRANTY, OTHERWISE THE REPAIR OR REPLACEMENT PROVIDED UNDER THIS EXPRESS LIMITED WARRANTY IS THE EXCLUSIVE REMEDY OF THE CONSUMER, AND IS PROVIDED IN LIEU OF ALL OTHER WARRANTIES, EXPRESS OR IMPLIED. IN NO EVENT SHALL MOTOROLA OR BINATONE BE LIABLE, WHETHER IN CONTRACT OR TORT (INCLUDING NEGLIGENCE) FOR DAMAGES IN EXCESS OF THE PURCHASE PRICE OF THE PRODUCT OR ACCESSORY, OR FOR ANY INDIRECT, INCIDENTAL, SPECIAL OR CONSEQUENTIAL DAMAGES OF ANY KIND, OR LOSS OF REVENUE OR PROFITS, LOSS OF BUSINESS, LOSS OF INFORMATION OR OTHER FINANCIAL LOSS ARISING OUT OF OR IN CONNECTION WITH THE ABILITY OR INABILITY TO USE THE PRODUCTS OR ACCESSORIES TO THE FULL EXTENT THESE DAMAGES MAY BE DISCLAIMED BY LAW.

Some jurisdictions do not allow the limitation or exclusion of incidental or consequential damages, or limitation on the length of an implied warranty, so the above limitations or exclusions may not apply to you. This Warranty gives you specific legal rights, and you may also have other rights that vary from one jurisdiction to another.

Products Covered	Length of Coverage
Consumer Products	<b>One (1) year</b> from the date of the products original purchase by the first consumer purchaser of the product.
Consumer Accessories	<b>Ninety (90) days</b> from the date of the accessories original purchase by the first consumer purchaser of the product.
Consumer Products and Accessories that are Repaired or Replaced	<b>The balance of the original warranty or for Ninety (90) days</b> from the date returned to the consumer, whichever is longer.

### Exclusions

**Normal Wear and Tear.** Periodic maintenance, repair and replacement of parts due to normal wear and tear are excluded from coverage.

**Batteries.** Only batteries whose fully charged capacity falls below 80% of their rated capacity and batteries that leak are covered by this Warranty.

**Abuse & Misuse.** Defects or damage that result from: (a) improper operation, storage, misuse or abuse, accident or neglect, such as physical damage (cracks, scratches, etc.) to the surface of the product resulting from misuse; (b) contact with liquid, water, rain, extreme humidity or heavy perspiration, sand, dirt or the like, extreme heat, or food; (c) use of the Products or Accessories for commercial purposes or subjecting the Product or Accessory to abnormal usage or conditions; or (d) other acts which are not the fault of MOTOROLA or BINATONE, are excluded from coverage.

**Use of Non-Motorola branded Products and Accessories.** Defects or damage that result from the use of Non-Motorola branded or certified Products or Accessories or other peripheral equipment are excluded from coverage.

**Unauthorized Service or Modification.** Defects or damages resulting from service, testing, adjustment, installation, maintenance, alteration, or modification in any way by someone other than MOTOROLA, BINATONE or its authorized service centres, are excluded from coverage.

**Altered Products.** Products or Accessories with (a) serial numbers or date tags that have been removed, altered or obliterated; (b) broken seals or that show evidence of tampering; (c) mismatched board serial numbers; or (d) nonconforming or non-Motorola branded housings, or parts, are excluded from coverage.

**Communication Services.** Defects, damages, or the failure of Products or Accessories due to any communication service or signal you may subscribe to or use with the Products or Accessories is excluded from coverage.

### How to Obtain Warranty Service or Other Information?

To obtain service or information, please call:

UK 0844 557 0890

ROI 08187 62092

You will receive instructions on how to ship the Products or Accessories at your expense and risk, to a BINATONE Authorised Repair Centre.

To obtain service, you must include: (a) the Product or Accessory; (b) the original proof of purchase (receipt) which includes the date, place and seller of the Product; (c) if a warranty card was included in your box, a completed warranty card showing the serial number of the Product; (d) a written description of the problem; and, most importantly; (e) your address and telephone number.

These terms and conditions constitute the complete warranty agreement between you and BINATONE regarding the Products or Accessories purchased by you, and supersede any prior agreement or representations, including representations made in any literature publications or promotional materials issued by BINATONE or representations made by any agent, employee or staff of BINATONE, that may have been made in connection with the said purchase.

**BINATONE TELECOM PLC**  
1 Apsley Way London NW2 7HF United Kingdom  
Tel: +44(0) 20 8955 2700 Fax: +44(0) 20 8344 8877  
e-mail: [binatoneuk@binatoneelectronics.co.uk](mailto:binatoneuk@binatoneelectronics.co.uk)



### EC Declaration of Conformity

We the manufacturer / Importer : Binatone Telecom Plc  
1 Apsley Way London, NW2 7HF, United Kingdom.

Declare under our sole responsibility that the following product

Type of equipment: Digital Video Baby Monitor Country of Origin: China  
Model Name: MBP36SBU Brand: Motorola


complies with the essential protection requirements of R&TTE Directive 1999/5/EC on the approximation of the laws of the Member States relating to **Radio Spectrum Matters**, the Council Directive 2004/108/EC on the approximation of the laws of the Member States relating to **electromagnetic compatibility (EMC)** and the European Community Directive 2006/95/EC relating to **Electrical Safety**.  
Directive 2011/65/EC on the restriction of use of hazardous substances (RoHS) and 2009/125/EC relating to ecodesign requirement for Energy-Related Products (ErP). Assessment of compliance of the product with the requirements relating to the essential requirements according to Article 3 R&TTE was based on Annex III of the Directive 1999/5/EC and the following standard:

Radio Spectrum: EN300328 V1.7.1 (2006-10), EN62311 (2008)  
EMC: EN301489-17 V2.2.1 (2012-09),  
EN301489-1 V1.9.2 (2011-09)  
Electrical Safety: IEC60950-1:2005(Second Edition) + Am 1:2009  
RF Safety: EN62311: 2008

The product is labelled with the European Approval Marking CE as show. Any Unauthorisation modification of the product voids this Declaration.

Manufacturer / Importer (Signature of authorised person)



  
Karl Heinz Mueller / Chief Technical Officer

London, 20 April, 2014  
Place & Date



Manufactured, distributed or sold by Binatone Electronics International LTD., official licensee for this product. MOTOROLA and the Stylized M Logo, are trademarks or registered trademarks of Motorola Trademark Holdings, LLC, and are used under license. All other trademarks are the property of their respective owners. © 2014 Motorola Mobility LLC. All rights reserved.



Printed in China  
EN\_UK Version 4.0