



motorola

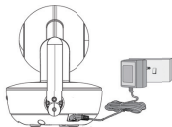
# QUICK START GUIDE


UK EN

For a full explanation of all features and instructions, please refer to the User's Guide (available for download from [www.motorolastore.com](http://www.motorolastore.com)).

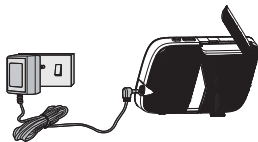
## 1. Setting up your Digital Audio Baby Monitor


### A. Connecting the Power Supply of the Baby Unit.




- Connect the micro-USB plug of the power adapter to the Baby Unit and the other end to a suitable mains power socket.
- Only use the enclosed adapter (5V DC/ 1000mA).
- Ensure the ON/OFF switch  is at the "ON" position.

### B. Connecting the power supply for the Parent Unit.



- Connect the DC plug of the power adapter to the parent unit and the other end to a suitable mains power socket.
- Only use the enclosed adapter (5V DC/1000mA).
- A rechargeable battery inside the Parent Unit allows you to move it without losing the link and picture from the Baby Unit. The battery gives up to 5 hours operation for the Parent Unit. We recommend you charge it for at least 16 hours before first use, or when the Parent Unit indicates the battery is low.
- Press and hold the POWER button  on the top of the Parent Unit to turn it ON.











#### NOTE

*When the Baby and Parent Units are both turned on and within range, the Parent Unit should show a colour image from the Baby Unit camera, but if the room is dark, the image will be in black and white, with a  icon showing, due to the infra-red illumination by the Baby Unit.*

#### WARNING

Strangulation Hazard: Children have STRANGLED in cords. Keep this cord out of the reach of children (more than 1 metre away). Never use extension cords with AC Adapters. Only use the AC Adapters provided.

## 2. Basic operation of the keys

Parent unit		
	<b>ON/OFF button</b>	Press and hold to switch the Parent Unit ON/OFF. Press to turn the screen off (audio stays on and any button turns screen back on).
	<b>UP/DOWN buttons</b>	Press to tilt the camera upward or downward. Press to adjust menu settings.
	<b>LEFT/RIGHT buttons</b>	Press to pan the camera left or right. Press to access different menu options.
	<b>MENU button</b>	Press to open or close the menu options.
<b>OK</b>	<b>OK button</b>	Press to confirm a selection.
	<b>VIDEO button</b>	Press to turn the LCD screen ON/OFF.
	<b>TALK button</b>	Press and hold to talk to your baby.
	<b>Volume buttons</b>	Press -/+ to select volume level of the parent unit.
	<b>RESET button</b>	Press and hold with a small pin to reset the unit.
Baby Unit		
 ON / OFF	<b>ON/OFF switch</b>	Slide the power switch down to switch on the Unit. Slide the power switch up to switch off the Unit.
 PAIR	<b>PAIR button</b>	Press and hold to pair with a Parent Unit.

### 3. Setting up the Baby Unit for Wi-Fi® internet viewing

#### A. Install Hubble for Motorola Monitors App.



- Scan the QR code with your smart device and download Hubble for Motorola Monitors App from the App Store for iOS devices or from the Google Play™ Store for Android™ devices.
- Install Hubble for Motorola Monitors App on your device.

#### B. Monitor on Compatible Smartphones and Tablets.



1. Open the **Hubble for Motorola Monitors** App on your compatible smartphone or tablet.
2. Follow the in-app instructions to create your Hubble account and connect to MBP669CONNECT.
3. Log in to your account on your compatible smartphone or tablet to access your live video stream.

**Please take note of the following minimum system requirements:**

*Smartphones/Tablets: iOS 8, Android™ 5.0*

**Wi-Fi® requirements:**

*At least 0.6 Mbps upload bandwidth per Smart Monitoring Companion unit, test your Internet speed at:*

<http://www.speedtest.net/>

---

## 4. General Information

If your product is not working properly, read this Quick Start Guide or the User's Guide. Contact Customer Service:

**+44 (0) 844 557 0890 (UK only)\***

**+44 (0) 8187 62092 (ROI)**

*(\*Calls cost 7p per minute plus your telephone company's access charge)*

### **Consumer Products and Accessories Limited Warranty ("Warranty")**

Thank you for purchasing this Motorola branded product manufactured under license by Binatone Electronics International LTD ("BINATONE").

#### **What Does this Warranty Cover?**

Subject to the exclusions contained below, BINATONE warrants that this Motorola branded product ("Product") or certified accessory ("Accessory") sold for use with this product that it manufactured to be free from defects in materials and workmanship under normal consumer usage for the period outlined below. This Warranty is your exclusive warranty and is not transferable.

THIS WARRANTY GIVES YOU SPECIFIC LEGAL RIGHTS, AND YOU MAY HAVE OTHER RIGHTS THAT VARY BY STATE, PROVINCE OR COUNTRY. FOR CONSUMERS WHO ARE COVERED BY CONSUMER PROTECTION LAWS OR REGULATIONS IN THEIR COUNTRY OF PURCHASE OR, IF DIFFERENT, THEIR COUNTRY OF RESIDENCE, THE BENEFITS CONFERRED BY THIS LIMITED WARRANTY ARE IN ADDITION TO ALL RIGHTS AND REMEDIES CONVEYED BY SUCH CONSUMER PROTECTION LAWS AND REGULATIONS. FOR A FULL UNDERSTANDING OF YOUR RIGHTS YOU SHOULD CONSULT THE LAWS OF YOUR COUNTRY, PROVINCE OR STATE.

#### **Who is covered?**

This Warranty extends only to the first consumer purchaser, and is not transferable.

#### **What will BINATONE do?**

BINATONE or its authorised distributor at its option and within a commercially reasonable time, will at no charge repair or replace any Products or Accessories that do not conform to this Warranty. We may use functionally equivalent reconditioned/ refurbished/ pre-owned or new Products, Accessories or parts.

### What Other Limitations Are There?

ANY IMPLIED WARRANTIES, INCLUDING WITHOUT LIMITATION THE IMPLIED WARRANTIES OF MERCHANTABILITY AND FITNESS FOR A PARTICULAR PURPOSE, SHALL BE LIMITED TO THE DURATION OF THIS LIMITED WARRANTY, OTHERWISE THE REPAIR OR REPLACEMENT PROVIDED UNDER THIS EXPRESS LIMITED WARRANTY IS THE EXCLUSIVE REMEDY OF THE CONSUMER, AND IS PROVIDED IN LIEU OF ALL OTHER WARRANTIES, EXPRESS OR IMPLIED. IN NO EVENT SHALL MOTOROLA OR BINATONE BE LIABLE, WHETHER IN CONTRACT OR TORT (INCLUDING NEGLIGENCE) FOR DAMAGES IN EXCESS OF THE PURCHASE PRICE OF THE PRODUCT OR ACCESSORY, OR FOR ANY INDIRECT, INCIDENTAL, SPECIAL OR CONSEQUENTIAL DAMAGES OF ANY KIND, OR LOSS OF REVENUE OR PROFITS, LOSS OF BUSINESS, LOSS OF INFORMATION OR OTHER FINANCIAL LOSS ARISING OUT OF OR IN CONNECTION WITH THE ABILITY OR INABILITY TO USE THE PRODUCTS OR ACCESSORIES TO THE FULL EXTENT THESE DAMAGES MAY BE DISCLAIMED BY LAW.

Some jurisdictions do not allow the limitation or exclusion of incidental or consequential damages, or limitation on the length of an implied warranty, so the above limitations or exclusions may not apply to you. This Warranty gives you specific legal rights, and you may also have other rights that vary from one jurisdiction to another.

Products Covered	Length of Coverage
Consumer Products	<b>One (1) year</b> from the date of the products original purchase by the first consumer purchaser of the product.
Consumer Accessories	<b>Ninety (90) days</b> from the date of the accessories original purchase by the first consumer purchaser of the product.
Consumer Products and Accessories that are Repaired or Replaced	<b>The balance of the original warranty or for Ninety (90) days</b> from the date returned to the consumer, whichever is longer.

---

## Exclusions

**Normal Wear and Tear.** Periodic maintenance, repair and replacement of parts due to normal wear and tear are excluded from coverage.

**Batteries.** Only batteries whose fully charged capacity falls below 80% of their rated capacity and batteries that leak are covered by this Warranty.

**Abuse & Misuse.** Defects or damage that result from: (a) improper operation, storage, misuse or abuse, accident or neglect, such as physical damage (cracks, scratches, etc.) to the surface of the product resulting from misuse; (b) contact with liquid, water, rain, extreme humidity or heavy perspiration, sand, dirt or the like, extreme heat, or food; (c) use of the Products or Accessories for commercial purposes or subjecting the Product or Accessory to abnormal usage or conditions; or (d) other acts which are not the fault of MOTOROLA or BINATONE, are excluded from coverage.

**Use of Non-Motorola branded Products and Accessories.** Defects or damage that result from the use of Non-Motorola branded or certified Products or Accessories or other peripheral equipment are excluded from coverage.

**Unauthorised Service or Modification.** Defects or damages resulting from service, testing, adjustment, installation, maintenance, alteration, or modification in any way by someone other than MOTOROLA, BINATONE or its authorised service centres, are excluded from coverage.

**Altered Products.** Products or Accessories with (a) serial numbers or date tags that have been removed, altered or obliterated; (b) broken seals or that show evidence of tampering; (c) mismatched board serial numbers; or (d) nonconforming or non-Motorola branded housings, or parts, are excluded from coverage.

**Communication Services.** Defects, damages, or the failure of Products or Accessories due to any communication service or signal you may subscribe to or use with the Products or Accessories is excluded from coverage.

---

## How to Obtain Warranty Service or Other Information?

To obtain service or information, please call:

**+44 (0) 844 557 0890 (UK only)\***

**+44 (0) 8187 62092 (ROI)**

*(\*Calls cost 7p per minute plus your telephone company's access charge)*

You will receive instructions on how to ship the Products or Accessories at your expense and risk, to a BINATONE Authorised Repair centre. To obtain service, you must include: (a) the Product or Accessory; (b) the original proof of purchase (receipt) which includes the date, place and seller of the Product; (c) if a warranty card was included in your box, a completed warranty card showing the serial number of the Product; (d) a written description of the problem; and, most importantly; (e) your address and telephone number.

These terms and conditions constitute the complete warranty agreement between you and BINATONE regarding the Products or Accessories purchased by you, and supersede any prior agreement or representations, including representations made in any literature publications or promotional materials issued by BINATONE or representations made by any agent, employee or staff of BINATONE, that may have been made in connection with the said purchase.

## Disposal of the Device (Environment)

At the end of the product life cycle, you should not dispose of this product with normal household waste. Take this product to a collection point for the recycling of electrical and electronic equipment. The symbol on the product, user's guide and/or box indicates this.

Some of the product materials can be re-used if you take them to a recycling point. By reusing some parts or raw materials from used products you make an important contribution to the protection of the environment.

Please contact your local authorities in case you need more information on the collection points in your area.

Dispose of the battery pack in an environmentally-friendly manner according to your local regulations.



---

## EU Declaration of Conformity (DoC)

Hereby, Binatone Telecom PLC declares that the radio equipment type is in compliance with RE Directive 2014/53/EU. The full text of the EU declaration of conformity is available on the website : [www.motorolastore.com/support](http://www.motorolastore.com/support).

Download User Guide from website: [www.motorolastore.com](http://www.motorolastore.com)



Manufactured, distributed or sold by Binatone Electronics International LTD., official licensee for this product. MOTOROLA and the Stylized M logo are trademarks or registered trademarks of Motorola Trademark Holdings, LLC. and are used under license. Apple logo is trademark of Apple Inc., registered in the U.S. and other countries. App Store is a service mark of Apple Inc. Google Play and Android are trademarks of Google Inc. Wi-Fi is a trademark of the Wi-Fi Alliance. All other trademarks are the property of their respective owners. ©2019 Motorola Mobility LLC. All rights reserved.



Printed in China  
UK\_EN version 1.0