



motorola

QUICK START GUIDE

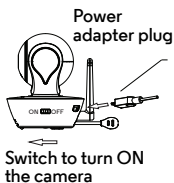
For a full explanation of all features and instructions, please refer to the User's Guide.

MODELS:

MBP853CONNECT
MBP853CONNECT-2
MBP853CONNECT-3
MBP853CONNECT-4

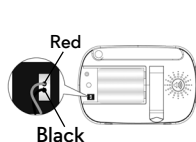
1. Setting up your Digital Video Baby Monitor

A. Connecting power supply for the Baby Unit.



Connect the small plug of the power adapter to the Baby Unit and the other end to a suitable mains power socket
Only use the enclosed adapter (5V DC/1500mA). Ensure the ON/OFF switch is at "ON" position.

B. Installing the battery pack for the Parent Unit.



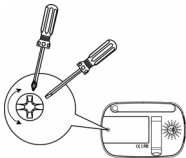
Insert the wire tab of the rechargeable battery pack into the contact slot as shown above and fit the battery pack into the compartment.



WARNING:

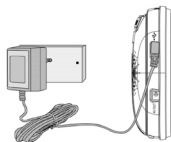
Strangulation Hazard:
Children have
STRANGLLED in cords.
Keep this cord out of the
reach of children (more
than 1m (3ft) away).
Never use extension
cords with AC Adapters.
Only use the AC Adapters
provided.

C. Fastening the cover for the Parent Unit.










Small cross head or Flat
end screw driver

D. Connecting the power supply for the Parent Unit.



Connect the small plug of the power adapter to the parent unit and the other end to a mains power socket.
Only use the enclosed adapter (5V DC / 600mA).
Recommend charging time of at least 16 hours before first use.

2. Basic operation of the keys

Parent Unit		
	ON/OFF button	Press and hold to switch on/off the Unit.
	UP/DOWN buttons	Press to adjust menu settings or volume level.
	LEFT/RIGHT buttons	Press to access different menu options or brightness level.
	MENU button	Press to open menu options or exit.
	OK button	Press to confirm a selection.
	VIDEO button	Press to turn on/off the LCD display.
	TALK button	Press and hold to talk to your baby.
Baby Unit		
ON/OFF switch		Push power switch to the right to switch on the Unit. Push power switch to the left to switch off the Unit.

3. Setting up the Camera Unit for Wi-Fi[®] Internet Viewing

A. Install Hubble for Motorola Monitors App.



Download the Hubble for Motorola Monitors App from the App Store for iOS devices or from the Google Play[™] Store for Android[™] devices.

B. View on Compatible Smartphones, Tablets and Computers.



1. Open the Hubble for Motorola Monitors app on your compatible smartphone or tablet.
2. Follow the in-app instructions to create your Hubble account and connect to your Wi-Fi[®] Camera.
3. Log in to your account on your compatible smartphone, tablet or via <https://app.hubbleconnected.com/#login> on your PC to access your live camera stream.

Please take note of the following minimum system requirements:

Smartphones/Tablets: iOS 7, Android™ 4.2

PC (only for viewing – NOT setup): Windows[®] 7, Mac OS[®] 10.7, Chrome™ 24, Internet Explorer[®] 9, Safari[®] 6, Firefox[®] 18, Adobe[®] Flash[®] 15, Java™ 7

Wi-Fi[®] requirements:

At least 0.6 Mbps upload bandwidth per camera. Test your Internet speed at:

<http://www.speedtest.net/>

4. General Information

If your product is not working properly, read this Quick Start Guide or the User's Guide of one of the models listed on page 1.

Contact Customer Service:

+44 (0) 844 557 0890 (UK only) +44 (0) 8187 62092 (ROI)

Consumer Products and Accessories Limited Warranty ("Warranty")

Thank you for purchasing this Motorola branded product manufactured under license by Binatone Electronics International LTD ("BINATONE").

What Does this Warranty Cover?

Subject to the exclusions contained below, BINATONE warrants that this Motorola branded product ("Product") or certified accessory ("Accessory") sold for use with this product that it manufactured to be free from defects in materials and workmanship under normal consumer usage for the period outlined below. This Warranty is your exclusive warranty and is not transferable.

Who is covered?

This Warranty extends only to the first consumer purchaser, and is not transferable.

What will BINATONE do?

BINATONE or its authorised distributor at its option and within a commercially reasonable time, will at no charge repair or replace any Products or Accessories that does not conform to this Warranty. We may use functionally equivalent reconditioned/ refurbished/ pre-owned or new Products, Accessories or parts.

What Other Limitations Are There?

ANY IMPLIED WARRANTIES, INCLUDING WITHOUT LIMITATION THE IMPLIED WARRANTIES OF MERCHANTABILITY AND FITNESS FOR A PARTICULAR PURPOSE, SHALL BE LIMITED TO THE DURATION OF THIS LIMITED WARRANTY, OTHERWISE THE REPAIR OR REPLACEMENT PROVIDED UNDER THIS EXPRESS LIMITED WARRANTY IS THE EXCLUSIVE REMEDY OF THE CONSUMER, AND IS PROVIDED IN LIEU OF ALL OTHER WARRANTIES, EXPRESS OR IMPLIED. IN NO EVENT SHALL MOTOROLA OR BINATONE BE LIABLE, WHETHER IN CONTRACT OR TORT (INCLUDING NEGLIGENCE) FOR DAMAGES IN EXCESS OF THE PURCHASE PRICE OF THE PRODUCT OR ACCESSORY, OR FOR ANY INDIRECT, INCIDENTAL, SPECIAL OR CONSEQUENTIAL DAMAGES OF ANY KIND, OR LOSS OF REVENUE OR PROFITS, LOSS OF BUSINESS, LOSS OF INFORMATION OR OTHER FINANCIAL LOSS ARISING OUT OF OR IN CONNECTION WITH THE ABILITY OR INABILITY TO USE THE PRODUCTS OR ACCESSORIES TO THE FULL EXTENT THESE DAMAGES MAY BE DISCLAIMED BY LAW.

Some jurisdictions do not allow the limitation or exclusion of incidental or consequential damages, or limitation on the length of an implied warranty, so the above limitations or exclusions may not apply to you. This Warranty gives you specific legal rights, and you may also have other rights that vary from one jurisdiction to another.

Products Covered	Length of Coverage
Consumer Products	One (1) year from the date of the products original purchase by the first consumer purchaser of the product.
Consumer Accessories	Ninety (90) days from the date of the accessories original purchase by the first consumer purchaser of the product.
Consumer Products and Accessories that are Repaired or Replaced	The balance of the original warranty or for Ninety (90) days from the date returned to the consumer, whichever is longer.

Exclusions

Normal Wear and Tear. Periodic maintenance, repair and replacement of parts due to normal wear and tear are excluded from coverage.

Batteries. Only batteries whose fully charged capacity falls below 80% of their rated capacity and batteries that leak are covered by this Warranty.

Abuse & Misuse. Defects or damage that result from: (a) improper operation, storage, misuse or abuse, accident or neglect, such as physical damage (cracks, scratches, etc.) to the surface of the product resulting from misuse; (b) contact with liquid, water, rain, extreme humidity or heavy perspiration, sand, dirt or the like, extreme heat, or food; (c) use of the Products or Accessories for commercial purposes or subjecting the Product or Accessory to abnormal usage or conditions; or (d) other acts which are not the fault of MOTOROLA or BINATONE, are excluded from coverage.

Use of Non-Motorola branded Products and Accessories. Defects or damage that result from the use of Non-Motorola branded or certified Products or Accessories or other peripheral equipment are excluded from coverage.

Unauthorised Service or Modification. Defects or damages resulting from service, testing, adjustment, installation, maintenance, alteration, or modification in any way by someone other than MOTOROLA, BINATONE or its authorised service centres, are excluded from coverage.

Altered Products. Products or Accessories with (a) serial numbers or date tags that have been removed, altered or obliterated; (b) broken seals or that show evidence of tampering; (c) mismatched board serial numbers; or (d) nonconforming or non-Motorola branded housings, or parts, are excluded from coverage.

Communication Services. Defects, damages, or the failure of Products or Accessories due to any communication service or signal you may subscribe to or use with the Products or Accessories is excluded from coverage.

How to Obtain Warranty Service or Other Information?

To obtain service or information, please call:

+44 (0) 844 557 0890 (UK only) +44 (0) 8187 62092 (ROI)

You will receive instructions on how to ship the Products or Accessories at your expense and risk, to a BINATONE Authorised Repair Centre. To obtain service, you must include: (a) the Product or Accessory; (b) the original proof of purchase (receipt) which includes the date, place and seller of the Product; (c) if a warranty card was included in your box, a completed warranty card showing the serial number of the Product; (d) a written description of the problem; and, most importantly; (e) your address and telephone number.

These terms and conditions constitute the complete warranty agreement between you and BINATONE regarding the Products or Accessories purchased by you, and supersede any prior agreement or representations, including representations made in any literature publications or promotional materials issued by BINATONE or representations made by any agent, employee or staff of BINATONE, that may have been made in connection with the said purchase.

CE DECLARATION

This product is in compliance with the essential requirements and other relevant provisions of the R&TTE directive 1999/5/EC.

Download User Guide from website: www.motorolahome.com



motorola

Manufactured, distributed or sold by Binatone Electronics International LTD., official licensee for this product. MOTOROLA and the Stylised M logo are trademarks or registered trademarks of Motorola Trademark Holdings, LLC. and are used under license. Apple logo and Safari are trademarks of Apple Inc., registered in the U.S. and other countries. App Store is a service mark of Apple Inc. Google Play, Android, and Chrome are trademarks of Google Inc. Wi-Fi is a trademark of the Wi-Fi Alliance. Internet Explorer and Windows are trademarks of the Microsoft group of companies. Firefox is a registered trademark of the Mozilla Foundation. Adobe and Flash are either registered trademarks or trademarks of Adobe Systems Incorporated. Java is a registered trademark of Oracle and/or its affiliates. All other trademarks are the property of their respective owners. © 2015 Motorola Mobility LLC. All rights reserved.



Printed in China
UK_EN Version 5.0