



motorola



---

# User's Guide

Shock-Free No-Bark Ball with Dual Sonic Technology

Model: BARK500U

*The features described in this User's Guide are subject to modifications without prior notice.*

# Welcome...

## *to your new Motorola Shock-Free No-Bark Ball with Dual Sonic Technology!*

Thank you for purchasing the Motorola No-Bark Ball. With an operating range of up to 7.6 metres, your No-Bark Ball utilises a built-in smart sensor that emits ultrasonic sound automatically every time your dog barks. The high-pitched ultrasonic sound that can be heard by your dog, yet inaudible to the human ear is specifically designed to discourage excessive barking. You can also press a button to emit ultrasonic sound manually whenever your dog misbehaves.

Please retain your original dated sales receipt for your records. For warranty service of your Motorola product, you will need to provide a copy of your dated sales receipt to confirm warranty status. Registration is not required for warranty coverage.

For product related questions, please call:

**+44 (0) 844 557 0890 (UK only)**

**+44 (0) 8187 62092 (ROI)**

---

This User's Guide provides you with all the information you need to get the most from the product.

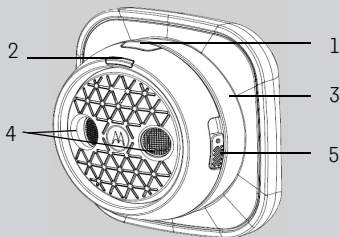
Please read and follow the instructions in this User's Guide along with the Safety Instructions on page 6 before you using this product.

## **Got everything?**

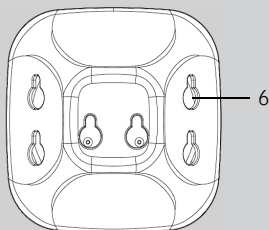
- 1 x No-Bark Ball

# Overview of the Shock-Free No-Bark Ball with Dual Sonic Technology

FRONT



BACK



- 1. Manual Ultrasonic Button**  
Press and hold to emit ultrasonic sound.
- 2. Indicator LED**  
Lights up in blue for 3 seconds when the unit is powered on and flashes slowly during standby.  
Lights up in red when battery is low.  
Flashes quickly in blue when emitting ultrasonic correction.
- 3. Battery Cover**
- 4. Speakers**  
Delivers ultrasonic sound.
- 5. Power/Selection Switch**  
Press and slide to power the unit On/Off.  
Press and slide to select correction level.  
Level 1 - low ultrasonic sound  
Level 2 - medium ultrasonic sound  
Level 3 - high ultrasonic sound

- 6. Keyholes for wall-mounting**

## **How the Shock-Free No-Bark Ball with Dual Sonic Technology works**

Motorola's No-Bark Ball is a quick, easy and fair way to reduce excessive barking behavior. Whenever the No-Bark Ball detects that your dog is barking, it releases an unpleasant high-pitched ultrasonic sound to interrupt its barking.

You can choose from three levels of correction (Level 1 - low ultrasonic sound, Level 2 - medium ultrasonic sound, Level 3 - high ultrasonic sound) to match your dog's personality. Our goal is to limit excessive barking, not to attempt to eliminate or suppress all barking.

## **Important guidelines when using the Shock-Free No-Bark Ball with Dual Sonic Technology**

- Even though most humans cannot hear the ultrasonic sound, do not place the No-Bark Ball close to the ear.
- Do not allow children to operate the system.
- All pets within the hearing range will be affected by the ultrasonic sound.
- Do not drop the No-Bark Ball.
- The No-Bark Ball is designed for use with dogs to control excessive barking behavior only. Do not use it for any other purposes that are not described in this User's Guide.
- For best results, use indoors.



## Table of contents

<b>1. Safety Instructions</b>	<b>6</b>
<b>2. Getting Started</b>	<b>7</b>
2.1 Inserting and Removing Batteries on the No-Bark Ball	7
2.2 Set up the Shock-Free No-Bark Ball with Dual Sonic Technology	8
<b>3. Using the Shock-Free No-Bark Ball with Dual Sonic Technology</b>	<b>9</b>
3.1 Powering On/Off the unit	9
3.2 Select Correction Level	9
3.3 Emit Ultrasonic Correction Manually	9
<b>4. When Using the Shock-Free No-Bark Ball with Dual Sonic Technology the First Few Times</b>	<b>10</b>
<b>5. Disposal of the Device (Environment)</b>	<b>11</b>
<b>6. Cleaning and Care</b>	<b>12</b>
<b>7. Frequently Asked Questions</b>	<b>13</b>
<b>8. Troubleshooting</b>	<b>14</b>
<b>9. General Information</b>	<b>15</b>

# 1. Safety Instructions



## WARNING:

As with any electrical device, supervision of your pet's usage should be exercised until your pet is acclimated to the product. If your pet is prone to chewing, we strongly recommend you keep this and all other electrical devices out of its reach.

## WARNING

*The Shock-Free No-Bark Ball with Dual Sonic Technology is suitable for use on healthy, non-aggressive dogs to control excessive barking when used as described in this User's Guide. Therefore, always read the instructions in this User's Guide carefully before using the product.*

- DO NOT USE ON AGGRESSIVE DOGS - This product is not for use on aggressive dogs. If you are not sure if this product is suitable for your dog, please consult a certified trainer or your veterinarian.
- This product is not a toy. Do not allow children to play with it.
- This product is not a substitute for responsible supervision of your dog.
- This product should only be used with dogs that are over 6 months of age.
- Do not leave the unit unattended as your dog may chew on it and the product can get damaged.
- Other dogs within the hearing range may be affected by the ultrasonic sound.
- Many dogs will bark while playing with people or other dogs. Power off the unit before playing with your dog to avoid the unit from releasing ultrasonic correction.
- Power off the unit when it is not in use.
- Test this product and all its functions so that you are familiar with it prior to actual use.
- Only use a battery of the same type. This product uses 4x 1.5V AA-sized alkaline batteries.
- Keep this User's Guide for future reference.

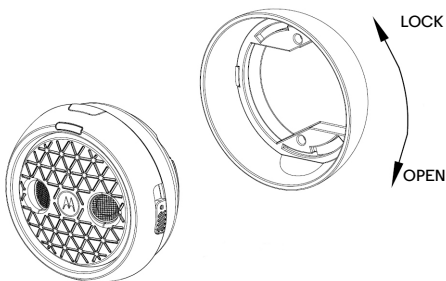
## CAUTION

*There is danger of explosion if the battery is replaced by an incorrect type. Dispose of used batteries according to their instructions.*

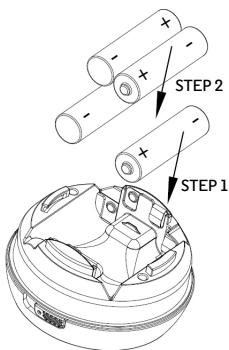
## 2. Getting Started

### 2.1 Inserting and Removing Batteries on the No-Bark Ball

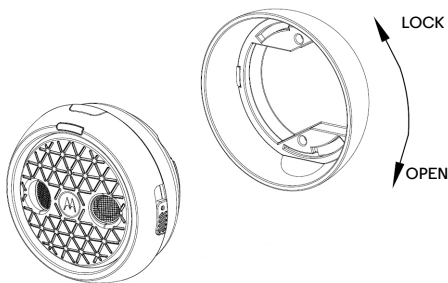
The No-Bark System uses 4x 1.5V AA-sized alkaline batteries. The battery cover is located at the back of the unit.




1. Turn the battery cover in the direction as shown above to unlock and remove it.
2. Place the batteries into the compartment in the correct order and polarities as shown below.



3. Close the battery cover and turn it in the direction as shown below to lock it.



### ***Battery Life***

The average battery life is up to 3 months, depending on how often your dog barks. The Indicator LED lights up in red when battery is low. To conserve battery life, press and slide the **POWER/SELECTION** switch  to **OFF** when it is not in use.

## **2.2 Set up the Shock-Free No-Bark Ball with Dual Sonic Technology**

The No-Bark Ball works as a transmitter that releases an unpleasant high-pitched ultrasonic sound whenever it detects barking from your dog.

- You can simply hold it on your hand, place the unit on a table top or mount it on a wall close to where your dog barks the most (not exceeding 7.6 metres).
- For instance, you can set it close to the front door if your dog barks uncontrollably whenever the doorbell rings or if your dog barks endlessly at guests.


### ***WARNING***

Whenever your dog barks, all pets within the hearing range will hear the ultrasonic sound emitted by the No-Bark Ball.



## 3. Using the Shock-Free No-Bark Ball with Dual Sonic Technology


### 3.1 Powering On/Off the unit

To power on, press and slide the **POWER/SELECTION** switch  to ●●●. The Indicator LED lights up in blue for 3 seconds when it is powered on and flashes slowly during standby.

To power off, press and slide the **POWER/SELECTION** switch  to OFF.

### 3.2 Select Correction Level

Your No-Bark Ball is a smart bark detection device. If there is a bark from your dog, it releases ultrasonic sound automatically for 3 seconds at the level you have selected to discourage or stop your dog from barking.


To adjust correction level, simply press and slide the **POWER/SELECTION** switch  to the level you wish to set (from 1 to 3).

Level	What it does....
1 ●	Releases a low ultrasonic sound.
2 ●●	Releases a medium ultrasonic sound.
3 ●●●	Releases a high ultrasonic sound.

The Indicator LED flashes quickly in blue when emitting ultrasonic sound.

### 3.3 Emit Ultrasonic Correction Manually

Your No-Bark Ball emits ultrasonic sound automatically every time your dog barks. You can also press a button to release ultrasonic sound manually whenever your dog misbehaves, such as getting on a couch or bark at your guests.

To emit ultrasonic correction manually, press and hold the **MANUAL ULTRASONIC BUTTON** . It will emit ultrasonic sound at the level you have selected in 3.2 *Select Correction Level*.

The Indicator LED flashes quickly in blue when emitting ultrasonic sound.

---

## ***4. When Using the Shock-Free No-Bark Ball with Dual Sonic Technology the First Few Times***

Dogs learn and adapt at different speeds. It may take several times for your dog to understand the purpose of the No-Bark System. After a couple of days using the No-Bark Ball, your dog will learn to relax and reduce its barking behavior. However, please remain consistent in your use of the No-Bark Ball even after you notice a reduction in your dog's barking.

***Do not leave your dog alone when using the No-Bark Ball the first few times.***

As the ultrasonic sound may be startling to some dogs, stay around your dog after powering on the No-Bark Ball for the first few times.

### ***IMPORTANT***

*Reward your dog with treats, play and praise when it is not barking.*

*Many dogs will bark while playing with people or other dogs. Power off No-bark Ball before playing with your dog to avoid the unit from releasing ultrasonic correction.*

## 5. Disposal of the Device (Environment)

At the end of the product lifecycle, you should not dispose of this product with normal household waste. Take this product to a collection point for the recycling of electrical and electronic equipment. The symbol on the product, user's guide and/or box indicates this.



Some of the product materials can be reused if you take them to a recycling point. By reusing some parts or raw materials from used products you make an important contribution to the protection of the environment.

Please contact your local authorities in case you need more information on the collection points in your area.

Dispose of the battery pack in an environmentally-friendly manner according to your local regulations.

## ***6. Cleaning and Care***

### ***Cleaning and care***

- Remove the batteries before cleaning the Shock-Free No-Bark Ball with Dual Sonic Technology with a soft, slightly damp cloth.
- Do not immerse the unit in water.
- Every effort has been made to ensure high standards of reliability of your No-Bark Ball. However, if something does go wrong, please do not try to repair it yourself – contact Customer Service for assistance.

## 7. Frequently Asked Questions

### ***Will the Shock-Free No-Bark Ball with Dual Sonic Technology be effective on my dog?***

- There are many reasons for excessive barking - your dog may be lonely, hungry, cold or hot or simply alerting you to people or animals on your property. The No-Bark Ball is best used on dogs whose needs are well fulfilled and bark excessively at everything that moves.
- The No-Bark Ball may not work on dogs that have hearing problems or are suffering from hearing loss.

### ***Will the barking from another dog trigger the sensor on the Shock-Free No-Bark Ball with Dual Sonic Technology?***

- Yes. The sensor will trigger when there are other dogs barking within the hearing range.

### ***Will the ultrasonic sound from the Shock-Free No-Bark Ball with Dual Sonic Technology affect other dogs?***

- Yes. Other dogs within the hearing range may be affected by the ultrasonic sound.

### ***Is the Shock-Free No-Bark Ball with Dual Sonic Technology appropriate and humane?***

- Yes. The No-Bark Ball is designed to get your dog's attention, not to punish it. However, the initial ultrasonic correction may startle your dog.

### ***What is meant by ultrasonic sound?***

- Humans can only hear sounds at a frequency up to a maximum of 20kHz, whereas dogs can hear up to 60kHz. As such, dogs are sensitive to certain sounds that are undetectable to us. The ultrasonic sound waves released by our No-Bark Ball are at frequencies that are audible by dogs.

### ***Will my dog stop barking completely?***

- No. The No-Bark Ball was specifically designed to reduce or discourage excessive barking behavior, but not eliminate barking all together.

## 8. *Troubleshooting*

### *When your dog does not seem to respond to the Ultrasonic Correction*

- Check if the battery has drained out.
- If you are certain that your dog hears the ultrasonic sound, however is still not responding, try the next level higher (see “Select Correction Level” page 9).

## 9. General Information

If your product is not working properly....

1. Read this User's Guide.
2. Contact Customer Service:  
+44 (0) 844 557 0890 (UK only)  
+44 (0) 8187 62092 (ROI)

### Consumer Products and Accessories Limited Warranty

Thank you for purchasing this Motorola branded product manufactured under license by Binatone Electronics International LTD ("BINATONE").

#### ***What Does this Warranty Cover?***

Subject to the exclusions contained below, BINATONE warrants that this Motorola branded product ("Product") or certified accessory ("Accessory") sold for use with this product that it manufactured to be free from defects in materials and workmanship under normal consumer usage for the period outlined below. This Warranty is your exclusive warranty and is not transferable.

#### ***Who is covered?***

This Warranty extends only to the first consumer purchaser, and is not transferable.

#### ***What will BINATONE do?***

BINATONE or its authorised distributor at its option and within a commercially reasonable time, will at no charge repair or replace any Products or Accessories that does not conform to this Warranty. We may use functionally equivalent reconditioned/ refurbished/ pre-owned or new Products, Accessories or parts.

---

### ***What Other Limitations Are There?***

ANY IMPLIED WARRANTIES, INCLUDING WITHOUT LIMITATION THE IMPLIED WARRANTIES OF MERCHANTABILITY AND FITNESS FOR A PARTICULAR PURPOSE, SHALL BE LIMITED TO THE DURATION OF THIS LIMITED WARRANTY, OTHERWISE THE REPAIR OR REPLACEMENT PROVIDED UNDER THIS EXPRESS LIMITED WARRANTY IS THE EXCLUSIVE REMEDY OF THE CONSUMER, AND IS PROVIDED IN LIEU OF ALL OTHER WARRANTIES, EXPRESS OR IMPLIED. IN NO EVENT SHALL MOTOROLA OR BINATONE BE LIABLE, WHETHER IN CONTRACT OR TORT (INCLUDING NEGLIGENCE) FOR DAMAGES IN EXCESS OF THE PURCHASE PRICE OF THE PRODUCT OR ACCESSORY, OR FOR ANY INDIRECT, INCIDENTAL, SPECIAL OR CONSEQUENTIAL DAMAGES OF ANY KIND, OR LOSS OF REVENUE OR PROFITS, LOSS OF BUSINESS, LOSS OF INFORMATION OR OTHER FINANCIAL LOSS ARISING OUT OF OR IN CONNECTION WITH THE ABILITY OR INABILITY TO USE THE PRODUCTS OR ACCESSORIES TO THE FULL EXTENT THESE DAMAGES MAY BE DISCLAIMED BY LAW.

Some jurisdictions do not allow the limitation or exclusion of incidental or consequential damages, or limitation on the length of an implied warranty, so the above limitations or exclusions may not apply to you. This Warranty gives you specific legal rights, and you may also have other rights that vary from one jurisdiction to another.



Products Covered	Length of Coverage
Consumer Products	<b>One (1) year</b> from the date of the products original purchase by the first consumer purchaser of the product.
Consumer Accessories	<b>Ninety (90) days</b> from the date of the accessories original purchase by the first consumer purchaser of the product.
Consumer Products and Accessories that are Repaired or Replaced	<b>The balance of the original warranty or for Ninety (90) days</b> from the date returned to the consumer, whichever is longer.

## Exclusions

**Normal Wear and Tear.** Periodic maintenance, repair and replacement of parts due to normal wear and tear are excluded from coverage.

**Batteries.** Only batteries whose fully charged capacity falls below 80% of their rated capacity and batteries that leak are covered by this Warranty.

**Abuse & Misuse.** Defects or damage that result from: (a) improper operation, storage, misuse or abuse, accident or neglect, such as physical damage (cracks, scratches, etc.) to the surface of the product resulting from misuse; (b) contact with liquid, water, rain, extreme humidity or heavy perspiration, sand, dirt or the like, extreme heat, or food; (c) use of the Products or Accessories for commercial purposes or subjecting the Product or Accessory to abnormal usage or conditions; or (d) other acts which are not the fault of MOTOROLA or BINATONE, are excluded from coverage.

**Use of Non-Motorola branded Products and Accessories.** Defects or damage that result from the use of Non-Motorola branded or certified Products or Accessories or other peripheral equipment are excluded from coverage.

**Unauthorised Service or Modification.** Defects or damages resulting from service, testing, adjustment, installation, maintenance, alteration, or modification in any way by someone other than MOTOROLA, BINATONE or its authorised service centres, are excluded from coverage.

**Altered Products.** Products or Accessories with (a) serial numbers or date tags that have been removed, altered or obliterated; (b) broken seals or that show evidence of tampering; (c) mismatched board serial numbers; or (d) nonconforming or non-Motorola branded housings, or parts, are excluded from coverage.

**Communication Services.** Defects, damages, or the failure of Products or Accessories due to any communication service or signal you may subscribe to or use with the Products or Accessories is excluded from coverage.

### ***How to Obtain Warranty Service or Other Information?***

To obtain service or information, please call:

+44 (0) 844 557 0890 (UK only)

+44 (0) 8187 62092 (ROI)

You will receive instructions on how to ship the Products or Accessories at your expense and risk, to a BINATONE Authorised Repair Centre.

To obtain service, you must include: (a) the Product or Accessory; (b) the original proof of purchase (receipt) which includes the date, place and seller of the Product; (c) if a warranty card was included in your box, a completed warranty card showing the serial number of the Product; (d) a written description of the problem; and, most importantly; (e) your address and telephone number.

These terms and conditions constitute the complete warranty agreement between you and BINATONE regarding the Products or Accessories purchased by you, and supersede any prior agreement or representations, including representations made in any literature publications or promotional materials issued by BINATONE or representations made by any agent employee or staff of BINATONE, that may have been made in connection with the said purchase.

## EC Declaration of Conformity

We the manufacturer / Importer : Binatone Telecom Plc  
1 Apsley Way London  
NW2 7HF, United Kingdom.

Declare under our sole responsibility that the following product

Type of equipment: Shock-Free No-Bark Ball  
Model Name: BARK500U  
Country of Origin: China  
Brand: Motorola

complies with the Council Directiv 2004/108/EC on the approximation of the laws of the Member States relating to **electromagnetic compatibility (EMC)** and the European Community Directive 2011/65/EC relating to **Electrical Safety**. Directive 2011/65/EC on the restriction of use of hazardous substances (RoHS).

EMC: EN55011:2009+A1  
EN61000-6-1:2007  
Electrical Safety: EN60950-1:2006+A11:2009+A1:2010+A12:2011

The product is labelled with the European Approval Marking CE as show. Any Unauthorised modification of the product voids this Declaration.



Manufacturer / Importer  
(Signature of authorised person)

A handwritten signature in black ink, appearing to be "K.H. Mueller".

Karl Heinz Mueller / Chief Technical Officer

London, 30 October, 2014

Place & Date

---

## Technical Specifications

---

Ultrasonic Frequency     $25 \pm 1.5$  kHz

---

Power                      4x 1.5V AA-sized alkaline batteries

---



Manufactured, distributed or sold by  
Binatone Electronics International LTD.,  
official licensee for this product.  
MOTOROLA and the Stylised M Logo,  
are trademarks or registered trademarks  
of Motorola Trademark Holdings, LLC,  
and are used under license. All other  
trademarks are the property of their  
respective owners. © 2015 Motorola  
Mobility LLC. All rights reserved.



UK\_EN Version 3.0

Printed in China